

Foaming Characteristics of Lubrication Oils

ASTM D892 – IP 146 – ISO 6247



Bath drain
High temperature stability
Up to four positions per bath
Clamps and rack to hold cylinders

Item	Unit	Tamson Foaming Dual Bath
P/N 230V/50-60Hz		00T0330
P/N 115V/60Hz		00T0331
Power 230V	[kW]	2.84
Power 115V	[kW]	2.14
Range	°C °F	Ambient .. 100 Ambient ..212
Outer bath material		Stainless steel cover, zincor powder coated case and borosilicate glass windows
Inner bath material		Borosilicate glass jar
Number of baths		2
Cylinders		1000 mL, borosilicate glass
Positions		4 openings per bath
L x W x H Bath	[mm]	380 x 430 x 710
L x W x H Rack	[mm]	300 x 430 x 520
Weight	[kg]	32
CE		Conforms to CE regulation
Heating	[kW]	2.8 (230V) 2.1 (115V)
Bath volume	[L]	Up to 31L per bath

General

ASTM D892 covers the determination of the foaming characteristics of lubricating oils at 24°C and 93.5°C. The tendency of oils to foam can be a serious problem in systems such as high-speed gearing, high-volume pumping, and splash lubrication. Inadequate lubrication, cavitation, and overflow loss of lubricant can lead to mechanical failure. This test method is used in the evaluation of oils for such operating conditions.

Construction

The Tamson D892 apparatus consists of two visibility baths and a rack. One bath is used as a high temperature (normally 93.5°C) bath and one bath is used as low temperature (normally 24°C) bath. A bath is constructed with a glass jar with a diameter of 300 mm and a height of 450 mm. Around the jar is a zincor powder coated case equipped with two glass windows and a stainless steel cover. The jar is equipped with a drain to ensure safe removal of the bath medium. Each bath has two cooling coils and has the capacity to hold up to four 1000 ml graduated glass foam cylinders. Next to the two baths, the apparatus is supplied with a rack to hold up to four foam cylinders when cooling down between sequence II and III. On this rack four flow meters are mounted with space for an optional dryer tower to be mounted.

The rack also comes with a spill tray which can be removed for cleaning purposes. The Tamson dual foaming apparatus is standard supplied as shown in table 1 on the next page, suitable for two test positions in each bath. Four flow meters are included. Custom-made configurations are available on request.

Primary benefits of Tamson D892 apparatus

- Up to four positions per bath
- Drain valve to empty bath content
- Rack with clamps to overcome the buoyancy of the foam cylinders
- Stirrer with long shaft for optimal temperature uniformity
- Delrin stoppers instead of rubber stoppers, as rubber stoppers can crack over time
- Levelling feet to ensure the bath spirit is level
- Separate opening in cover to add bath medium to make sure the foaming cylinder is immersed to the 900 mL mark
- Robust zincor powder coated case around glass jar
- Removable outside window panels for cleaning purposes
- Each bath is equipped with two cooling coils and can be used interchangeably
- Thermometer opening in cover
- Stainless steel cover

Foaming Characteristics of Lubrication Oils

ASTM D892 – IP 146 – ISO 6247

Accuracy

The Tamson foaming bath has a very high temperature stability, because it has a stirrer with a long shaft, resulting in better temperature uniformity inside the bath. The set point can be set in steps of 0.01°C (two decimals) in the range of 0°C up to 100°C (148..212°F). The readout is displayed in two decimals.

Temperature readout

Standard available in °C, on request in °F.







Safety

The bath conforms to CE regulation. It is further equipped with a mechanical resettable safety thermostat. A float is included and will indicate when the bath fluid is too low. The fumes from the test oil and the bath shall be vented in a manner compatible with local government regulations.

TLC15-5

To work at 24°C, a TLC15-5 cooling circulator can be used. The TLC15-5 cooling circulator can circulate a cold flow through the cooling coil in the foaming bath.

Table 1: Apparatus ASTM D892 P/N 00T0330 or P/N 00T0331 consists of the following parts:

P/N	Picture	Quantity	Description
00T0325		2	Tamson foaming bath, 230V/50-60Hz. Thermostatic bath with temperature range from ambient till 100°C. Equipped with float and drain. Cover has four openings with clamps to insert four foam cylinders. Bath is equipped with a rack to hold the foam cylinders. An additional opening is available for a thermometer. Another opening can be used to add bath fluid. Bath is equipped with two cooling coils
00T0326			Tamson foaming bath, 115V/60Hz. Thermostatic bath with temperature range from ambient till 100°C. Equipped with float and drain. Cover has four openings with clamps to insert four foam cylinders. Bath is equipped with a rack to hold the foam cylinders. An additional opening is available for a thermometer. Another opening can be used to add bath fluid. Bath is equipped with two cooling coils
31T0094		1	Stainless steel bracket to hold four foaming cylinders and four stoppers. The rack is delivered with four calibrated flowmeters and connectors, which can be mounted on the rack. Each flowmeter is delivered with a works certificate. Rack is including leakage tray. Also, the optional dryer tower can be mounted on the rack
09T0223		4	Foaming cylinder with NS45/50 joint, 1000 ml, borosilicate glass, graduated
31T0160		4	Delrin stopper with two O-rings for foam cylinder with opening for air inlet tube and a second opening for air outlet tubing
34T0000		1	Blue PU tubing 6 mm, 50 meter. Setup delivered with tube cutter (P/N 34T0005)
14T0077		4	Air inlet tube

Foaming Characteristics of Lubrication Oils

ASTM D892 – IP 146 – ISO 6247

Table 2: Required Accessories for ASTM D892






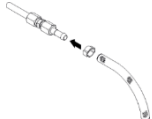








Item	Picture	Suggested quantity	Description
31T0067		1	Mass flowmeter
00T0233		1	Vacuum pump 230V/50-60Hz
00T0261			Vacuum pump 115V/60Hz
24T0046		3	Tubing silicon rubber 7 mm, 1 meter. To be used between vacuum pump and gas drying tower
31T0066W		4	Mott cylindered metal diffuser, made of sintered five micron porous stainless steel, with work certificate for permeability and porrosivity

Table 3: Optional Accessories for ASTM D892

Item	Picture	Suggested quantity	Description
00T0565		1	Cooling circulator TLC15-5 – 230V/50Hz
00T0567			Cooling circulator TLC15-5 – 230V/60Hz
00T0570			Cooling circulator TLC15-5 – 115V/60Hz
12T1075		1	Tubing with connectors and clamps to be used between the TLC15-5 and the low temperature foaming bath
31T2042		1	Gas drying tower, 75 mm x 289 mm, with hose barbs. Can be mounted on rack (P/N 31T0094)

Foaming Characteristics of Lubrication Oils



ASTM D892 – IP 146 – ISO 6247


Continued table 3: Optional Accessories for ASTM D892			
Item	Picture	Suggested quantity	Description
31T0028		1	Digital stopwatch 1/100 second
25T0911BW		2	ASTM S12C thermometer, range from -20 to +102°C with non-hazardous blue filling and works certificate
31T0423		1	Cork for bath thermometer, pack of ten pieces
00T0220		2	Bath fluid mineral oil T150, 20 litres transparent, 80..150°C
00T0908		2	Illuminator "Z41" backpanel (85 ~ 230V/50-60Hz)
31T0066		4	Mott cylindrical metal diffuser, made of sintered five micron porous stainless steel. This gas diffuser is supplied without certificate. For a certificate please use P/N 31T0066W
31T2072		1	Airflow meters suitable for a flow rate of 94 ml/m. Supplied with works calibration certificate and one-on-one hose connection, when not using the dual bath

Foaming Characteristics of Lubrication Oils

ASTM D892 – IP 146 – ISO 6247

Table 4: Consumables for five years of operation:

Item	Picture	Quantity	Description
09T0223		4	Foaming cylinder with NS45/50 joint, 1000 ml, borosilicate glass, graduated.
31T2041		1	Refilling for dryer (P/N 31T2042), 5 lbs, 8 mesh



ASTM D892